


REAR PAIR

With 4CELNK, feel the gaming like never before!

Part Number
2016- 010- 103

What's included



- 2 x REAR brackets
- 4 x 1/4"- 20 x 2- 1/4" grade- 5 bolts
- 8 x 1/4" flat washers
- 4 x 1/4" internal- star lock washers
- 4 x 1/4"- 20 anti- vibration nuts
- 6 x 1/4"- 20 x 3/4" hex cap screws

Sim Rig &
LFE Minis NOT
included!

Tools you'll need

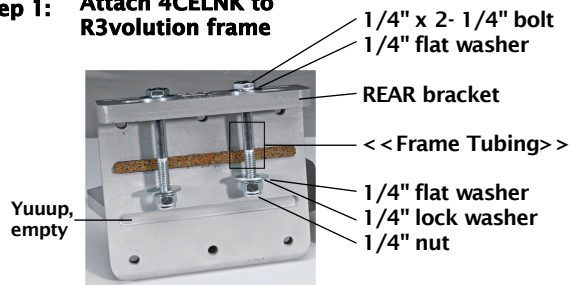
- 2 x 7/16" wrenches
- 1 x 3/16" hex key



REMEMBER: Tighten, don't destroy!


Installing 4CELNK

Step 1: Attach 4CELNK to R3volution frame



Position so the cork pad is tight against the rail, and tighten the bolts so it all stays in place. Don't overtighten, though.

Step 2: Attach LFE Mini to 4CELNK



Step 3: Connect the LFE Minis, Power- On, and Enjoy!

Swapping Rear / Front Brackets (and going to honkin' big bolts!)

Besides the direction of the markings, the only *real* difference is whether the cork anti- rattle pad is in the first (left- hand side in the picture) or the second (right- hand side) slot. To change, carefully pry out the pad and move it. Use the other size bolts (3- 1/4"), and you're good to go.



The 4CELNK slots can take up to 3/8" diameter bolts. If your rig can take them, larger bolts will be more rigid, but the added weight might reduce the LFE effects.

About ThomR.com

ThomR.com is here to help you enjoy and realize your creative vision. We produce three main types of things: tools for creating, unique "physical abstract" photographic art, and other cool stuff people ask for.

4CELNK is one of that last kind: somebody asked me to make some up, so we did that for fun. We shot a YouTube video about it (search: Barnacles Nerdgasm LFE), and a slow trickle of people wanting them has begun. It was clear that a redesign was in order, which brings us to the 4CELNKs you have today. Thank you greatly for your business and consideration; I truly appreciate it.

2016- 010- 103 4CELNK REAR PAIR 2016- 010- 001- R 4CELNK Rear Bracket

4CELNK is designed, manufactured, and assembled in Newcastle, WA, USA.



This product may contain substances known to the State of California to cause cancer: zinc plating, adhesives, paints.

4CELNK is manufactured from aluminum stock machined using carbide cutters and engravers on a small CNC machine, and other manual machining operations. The surface finish is glass- bead blasted, with the top surfaces coated with clear polyurethane. We hope you find the quality up to your expectations, and it provides many years of trouble- free enhanced gaming. Design changes, of course, could change things, so the above is not a...

WARRANTY

ThomR.com warrants the unmodified product will substantially meet the intended purpose, or your money back, for a period of sixty (60) days from purchase. Tax and Shipping are not refundable. Damage to 4CELNK units, to the sim rig, or to attached LFE transducers, the building structure, sheetrock, hanging art, etc., is not covered by this warranty. Installed or otherwise damaged units cannot be returned. This warranty and any other claims will be handled under the laws of the State of Washington. Visit ThomR.com for more information.

RECYCLING

The cardboard packaging and these instructions are recyclable. The cloth insert is biodegradable. The brackets are made of solid Aluminum (6061 alloy), and can be reused and ultimately recycled if the need arises.

ThomR.com and its logo, 4CELNK and its logo are Trademarks of ThomR.com under United States and International Law. All Rights Reserved. Other trademarks are the property of their owners.